



2024 MELBOURNE EVENT

21 - 24 March

From The FIA Formula 3 Race Director

Document 5

To All Teams, All Officials

Date 21 March 2024

Time 16:08

Title F3 Melbourne Event Notes

Description F3 Melbourne Event Notes

Enclosed F3 Melbourne Event Notes.pdf

Mazen Al-Hilli

Dennis Dean

Bradley Tubb

The FIA Formula 3 Race Director

21 TO 24 MARCH 2024

From	The FIA Formula 3 Race Director	Document	5
To	All Teams, All Officials	Date	21 March 2024
		Time	15:55

General Instructions

1) Pit lane map (to be included in v2)

- 1.1. Safety Car lines.
- 1.2. The location of the pit entry and the pit exit.
- 1.3. Designated garage areas.
- 1.4. Safety Car position for first lap and rest of race.
- 1.5. Blue flag marshal at the pit exit.
- 1.6. Track light panels displaying pit entry status.

2) Pirelli Event Preview

- 2.1. With reference to Article 12.9 of the Technical Regulations see the attached document provided by the official tyre supplier.

3) Pre & Post Session / Race Procedure from support paddock to F1 pit lane

- 3.1. For the transfer procedures from the support paddock to the F1 pitlane, prior to all sessions and races, only the set of installation tyres detailed in Article 24.1 of the Sporting Regulations, may be used.
- 3.2. A detailed description and further information of this procedure (pit lane order and timing) are described in the attached document – F3 Event Procedures

4) Tyre Schedule

- 4.1. Refer to attached document – F3 Tyre Schedule.

5) Track Light Panels

- 5.1. The FIA track light panels have been installed in the positions shown on the circuit map. In accordance with Appendix H to the ISC the light signals have the same meaning as flag signals.

6) Drivers leaving their pit stop position in the pit lane

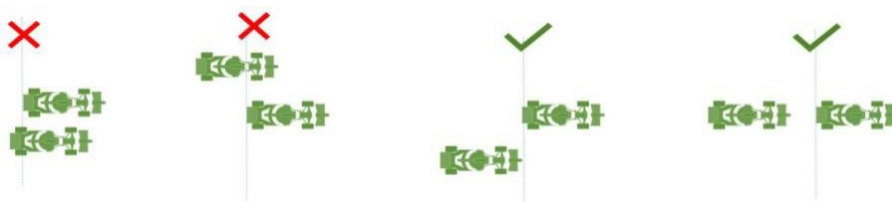
- 6.1. For safety reasons, during practice and qualifying drivers must not do burn outs from their pit stop position, for the avoidance of doubt this also applies when the pit exit is open for reconnaissance laps.
- 6.2. It is not permitted to do burn outs or clutch bite points checks in the paddock, garage areas and in the pit lane at any time during the Event.
- 6.3. For reasons of safety, any driver released from their pit stop position must move to the fast lane as quickly as possible, drivers must not drive side by side with another car.
- 6.4. For reasons of safety and sporting equity, drivers must not drive through other team's pit bay after being released from their pit stop position.
- 6.5. No wheel nuts must be left on the ground at all times.

7) Fuel pressure release in parc fermé

- 7.1. For safety reasons, teams are authorised to appoint one person specifically in order to release the pressure inside the fuel cell when the cars return after each session. In addition, teams are authorised to attach fans to the car in the parc fermé.

21 TO 24 MARCH 2024

- 7.2. When the cars are in the parc fermé, this person must request prior authorization from the FIA Technical Delegate on site and is only authorized to perform the action specified above.
- 7.3. This person will not count as far as Article 21.5 of the 2023 FIA F3 Sporting Regulations is concerned (team personnel limitation)
- 8) Observing yellow flags during free practice and qualifying**
- 8.1. Single waved: Drivers reduce their speed and be prepared to change direction. It must be clear that a driver has reduced speed and, in order for this to be clear, a driver would be expected to have braked earlier and/or discernibly reduced speed in the relevant marshalling sector.
- 8.2. Double waved: Any driver passing through a double waved yellow marshalling sector must reduce speed significantly and be prepared to change direction or stop. In order for the stewards to be satisfied that any such driver has complied with these requirements it must be clear that the driver has not attempted to set a meaningful lap time. Furthermore, during free practice and qualifying any driver in a double yellow sector will have that lap time cancelled.
- 9) Lapping during the race**
- 9.1. The ISC requires drivers who are caught by another car about to lap him to allow the faster driver past at the first available opportunity. The F1 Marshalling System has been developed in order to ensure that the point at which a driver is shown blue flags is consistent, rather than trusting the ability of marshals to identify situations that require blue flags.
- 9.2. As it was at the end of last season the system will be set to give a pre-warning when the faster car is within 3.0s of the car about to be lapped, this should be used by the team of the slower car to warn their driver he is soon going to be lapped and that allowing the faster car through should be considered a priority. When the faster car is within 1.2s of the car about to be lapped blue flags will be shown to the slower car (in addition to blue light panels, blue cockpit lights and a message on the timing monitors) and the driver must allow the following driver to overtake at the first available opportunity.
- 9.3. It should be noted that the aim of using F1MS is ensure consistent application of the rules, additional instructions may also be given by race control when necessary.
- 10) Safety Car Procedure / End of VSC period**
- 10.1. Art. 40.13 (...) In order to avoid the likelihood of accidents before the safety car returns to the pits, from the point at which the lights on the car are turned out drivers must proceed at a pace which involves no erratic acceleration or braking nor any manoeuvre which is likely to endanger other drivers or impede the restart. (...)
- 10.2. At the end of each VSC procedure, Drivers must follow their delta time until the "VSC" on the FIA Light panels have changed to green.
- 10.3. The positioning of the cars in both procedures (Safety Car and VSC) must comply with the below drawing:



- 10.4. To reduce the risk of an incident at the restart, weaving is not permitted from the 100 meters distance marker at the entrance of Turn 13 until the line.

21 TO 24 MARCH 2024



11) Teams Guests

- 11.1. Teams are reminded that guests are included in the category of participants as defined in Article 20 of the International Sporting Code. At the same time, Article 9.15 from the International Sporting Code states that the competitor is responsible for all acts or omissions on the part of any person to whom the competitor has allowed access to the reserved area. The pit lane and the grid are reserved areas.

Event Specific Instructions

12) Changes to the circuit

- 12.1. Removal of the raised kerb end at the exit of Turn 4 on RHS.
12.2. Removal of the raised kerb end at the exit of Turn 10 on LHS.
12.3. Concrete strip installed behind kerb at the exit of Turn 11.
12.4. Barriers re-aligned in the run-off at Turn 4.
12.5. Barriers re-aligned on LHS at Turn 10.

13) Pit Lane

- 13.1. The pit lane speed limit is 60 km/h for the entire event.

14) Pit Lane Barriers

- 14.1. F1 Teams have been instructed to ensure their barriers are no more than three meters from the garages.

15) DRS

- 15.1. DRS Detection will be automatically disabled in each individual zone if any of the light panels in that particular zone are displaying yellow. The zones and corresponding light panels are as follows:
- a) DRS Activation 1: Panels 11, 12, 13, 14
 - b) DRS Activation 2: Panels 15, 16, 17
 - c) DRS Activation 3: Panels 20, 1, 2
 - d) DRS Activation 4: Panels 3, 4, 5

16) Practice starts.

- 16.1. Practice starts may only be carried out on the asphalt on the RHS of the fast lane immediately after the pit exit line and, for the avoidance of doubt, this includes any time the

21 TO 24 MARCH 2024

pit exit is open for the race, but before the end of the pit signaling wall. Drivers must leave adequate room on their left for another driver to pass.




Figure 1- Practice Start

- 16.2. For reasons of safety and sporting equity, cars may not stop in the fast lane at any time the pit exit is open without a justifiable reason (a practice start is not considered a justifiable reason).
- 16.3. For reasons of safety and sporting equity, at any time the pit exit is open, and practice starts are permitted to be carried out, any driver who wishes to perform a practice start must form up in a line and leave in the order they got there unless another car is unduly delayed. Cars should pull up to the dotted line to perform their practice start.

17) Lines or bollards at the Pit Entry and Pit Exit.

- 17.1. In accordance with Chapter 4, Article 4 and 6 of Appendix L to the ISC drivers must follow the procedures at pit entry and pit exit (**yellow lines**).
- 17.2. The **yellow line** (continuous and dotted) across pit exit marks the track edge line.




Figure 2 - Track edge pit exit

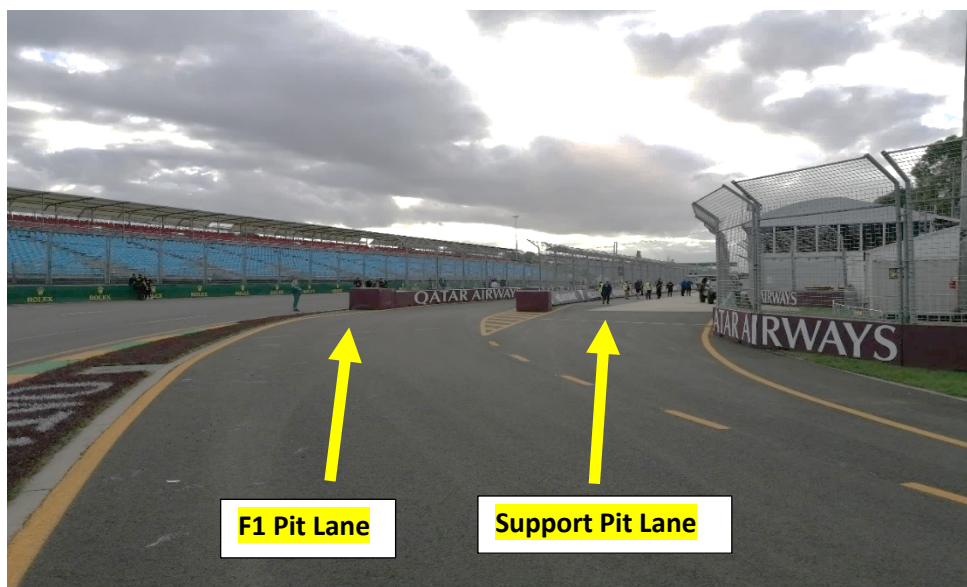


Figure 3 - Pit entry road for the F1 pit lane and support pit lane

- 17.3. For safety reasons, overtaking is not allowed at the pit entry road after crossing Safety Car Line 1, unless in exceptional circumstances e.g., a slow car with an obvious mechanical problem.
- 17.4. Except in a case of force majeure (accepted as such by the Stewards), the crossing by any part of the tyre, in any direction, of the yellow line at the right-hand side in the pit entry road as signaling in the picture bellow, by a driver is prohibited (as denoted by yellow arrow below).



Figure 4 - Pit entry yellow line

18) Track Limits

- 18.1. In accordance with the provisions of Article 27.3, the **yellow** lines define the track edges.
- 18.2. During Free Practice, Qualifying and the Races, each time a driver fails to negotiate the track limits will result in that lap time being invalidated by the Stewards.
- 18.3. The fourth and following offences will be reported to the stewards, regardless of

21 TO 24 MARCH 2024

having displayed the warning flag to the driver beforehand.

19) Fire extinguishers around the circuit

19.1. Indicated by white boards with a red fire extinguisher image attached to the debris fences.

20) Places to remove cars from the track

20.1. Indicated by fluorescent orange panels/paintings on the barriers. If it is safe to do so, ideally drivers should try to stop on the right-hand side of the track.

21) Removing cars from the grid

21.1. Through the gate in the pit wall adjacent to grid position 10.

22) Car number light panels for the start

22.1. On the left-hand side of the grid.

23) Suspending a Race

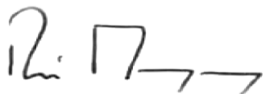
23.1. In case of race suspension, cars will be stopped in the fast lane of F1 pit lane. The first car must stop approximately 2 meters before the finish line.

24) General – End of Races

24.1. The three podium cars should stay in front of the field and enter the F1 pitlane. They will be under parc fermé conditions and be pushed back to the support pit lane.

25) VSC Test

25.1. A VSC test will take place at the beginning of the practice session. All cars must leave the pit lane immediately after the pit exit is open to take part in the VSC test.



Rui Marques

Race Director

FIA Formula 3 Championship

Paddock departures and Return – Trolleys and Cars

Departure from Support Race Pit Lane

Teams have been allocated in the correct order for entry into the F1 pit lane, so please keep to this order for each transfer:

1. Campos Racing	6. PHM AIX Racing
2. MP Motorsport	7. ART Grand Prix
3. Trident	8. VAR
4. Prema Racing	9. Jenzer
5. Rodin Motorsport	10. Hitech Pulse-Eight

On marshals' instruction and when released, trolleys and teams will be released to go into the Support pit lane and enter the F1 pit lane in team orders.

Race Cars will be pushed on travel tires in team orders from the support paddock to the support pitlane and into the F1 pit lane.

Return to Support Race Pit Lane

Teams and trolleys will leave the F1 Pit Lane via the same way they entered through the passageway in the Support pit lane in the exact reverse order (Hitech Pulse-Eight first and Campos Racing last).

At the end of the practice and qualifying session, after taking the chequered flag, all cars should progressively slow down and continue in a single file to enter the support pit lane before entering the support paddock and stop in the parc fermé area.

At the end of both races after taking the chequered flag, all cars should progressively slow down and continue in a single file. The podium cars should stay in front of the field and continue to the F1 Pit Lane for the podium presentation where they will be under parc fermé conditions. Mechanics must be ready to push the podium cars back immediately via the way they entered the Pit Lane. All other cars should continue to the support pit lane where they will enter the support paddock and stop in the parc fermé area.

All cars in the F1 pit lane at the end of each session must go on track and continue to the support pit lane where they will enter the support paddock.

Pit Lane Procedures Times

Local marshals will be in control of trolley and race car movements so please follow their instructions. The timings below are approximate and for guidance only:

Friday – Practice (08:50 – 09:35)

Trolleys loaded and ready to depart	08:10
Trolleys and Race cars released to F1 pits	approx. 08:30

Friday – Qualifying (14:00 – 14:30)

Trolleys loaded and ready to depart	13:20
Trolleys and Race cars released to F1 pits	approx. 13:40

Saturday – Sprint Race (pit lane open 11:00)

Trolleys loaded and ready to depart	10:20
Trolleys and Race cars released to F1 pits	approx. 10:40

Sunday – Feature Race (pit lane open 08:50)

Trolleys loaded and ready to depart	08:10
Trolleys and Race cars released to F1 pits	approx. 08:30

Rui Marques
FIA Formula 3 Race Director

MELBOURNE EVENT

21ST TO 24TH MARCH 2024

TYRE SCHEDULE

(ART. 24.6. 2024 FORMULA 3 CHAMPIONSHIP SPORTING REGULATIONS)

- The Formula 3 tyre parc fermé is situated at the Pirelli service area
- No wet tyres will be allowed in the tyre parc fermé
- Wet tyres remain in possession of teams
- All tyres in the possession of teams must be visible to the Scrutineers at all times during the event
- The tyre pressure and temperature master gauge is available at the FIA F2 weigh platform area

Thursday 21st March

13:30 All teams' tyres will be released from the FIA Formula 3 tyre parc fermé

17:30 All dry tyres must be deposited in the FIA Formula 3 tyre parc fermé

Friday 22nd March

06:50 All teams' tyres will be released from the FIA Formula 3 tyre parc fermé

2 h after end of car Parc fermé

All dry NEW and all USED tyres must be deposited in the FIA Formula 3 tyre parc fermé

Saturday 23rd March

09:00 All teams' tyres will be released from the FIA Formula 3 tyre parc fermé

2 h after end of car Parc fermé

All dry NEW and all USED tyres must be deposited in the FIA Formula 3 tyre parc fermé

Sunday 24th March

06:50 All teams' tyres will be released from the FIA Formula 3 tyre parc fermé

2 h after end of car Parc fermé

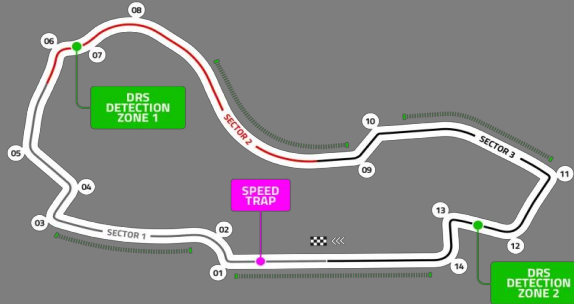
All tyres must be returned to the Pirelli service area

In accordance with Articles 12.9. and 12.10. of the F3 Technical Regulations, this document contains the prescriptions for the operation of tyres during the following event.

Document Version 1, Issue A

Grand Prix of Melbourne - 22/03/24 - (24F3R02MEL)

Circuit Layout



Please note, track map is from the official Formula website and for display purposes only.

Compounds Selection

Compound	FL	FR	RL	RR
Medium	SL4	SL4	SL5	SL5
Wet	SB6	SB7	SB8	SB9

Sets	Carry Over
4	N/A
2	

Prescriptions and Wear Life

Minimum pressures (psi)

	Rear (psi)	Front (psi)	
Slicks	14.0	14.0	Slicks
Wets	13.0	14.0	Wets

Minimum Cambers (degrees)

Rear Camber Limits

FP & Q -3°

Race -3°

Front Camber Limits

-4.75° **FP & Q**

-4.25° **Race**



Wear (from 23R02MEL Race)

Medium	N/A	N/A	Medium
Rear avg @ 15 Laps		Front avg @ 15 Laps	

Tyre Notes

- Not permitted to switch tyres from their allocated position.
- Do not subject tyres to large deformation or impact.
- Revised prescriptions could be issued at any time during the weekend in accordance with the FIA F3 Sporting Regulations.
- Tyre pressure will be monitored in accordance with procedure outlined in the team FTP area.

- Teams are kindly asked present **Wet** rims to the Pirelli Service Area by 11:00 for initial fitting on 20/03.
- Teams are kindly asked present **Slick** rims to the Pirelli Service Area by 07:30 for initial fitting on 21/03.
- Teams are reminded to remove their rims as soon as possible from the fitting area after sets have been returned.
- Teams are reminded a balancer will be made available until the last tyre is stripped on the final day, to check rims for damage.

General notes

Teams are kindly reminded that the following parameters will be subjected to FIA checks during the event:

- Minimum tyre pressure
- Static Camber
- Tyre allocation and Tyre swapping